


SINGLE TONE PAINT

Single tone paint includes one color with eggshell finish applied to the walls, ceiling, trim and doors.




WALLS, CEILINGS & TRIM



CLW 1033W Forgetmenot



CLW 1032W Lorette



CLW 1037 Stoney Plain



CL 2841W Loop

TWO TONE PAINT

Two tone paint includes the 1st color with eggshell finish applied to the walls and ceiling, with the 2nd color in high-gloss finish applied to the trim and doors.



WALLS & CEILINGS



CL 2841W Loop



CL2912W Rasp



CL2922W White Wood




CL2901 W Earth Smoke



CL 2801 W Pavlova



CL 2932W Hand Duster




CLW 1032W Lorette


TRIM & DOORS




HHW HyHideWhite



CLW 1032W Forgetmenot



CLW 1037 Stoney Plain



CLW 1042W Mistaya

THREE TONE PAINT


Three tone paint includes the 1st color with eggshell finish applied to the walls, the 2nd color in high-gloss finish applied to the trim and doors, and the 3rd color with flat finish applied to the ceiling (3rd color to be the same color as the 2nd with different finish).



WALLS



CL2841W Loop



CLW 1032W Lorette



CL 2901W Earth Smoke



CL 2801W Pavlova



CL 2932W Hand Duster



CL 2922W White Wood



CL 2912W Rasp



CLC 1271D Endpoint



CL 2913W Boghemp



CL 2903M Citadel



CL 2842M Concrete




CL 2933M Salsify


TRIM & DOORS




HHW HyHideWhite



CLW 1032W Forgetmenot



CLW 1037 Stoney Plain



CLW 1042W Mistaya