





Community Map



-  Available
-  Models
-  Parking Lot



Woodside Homes reserves the right to change elevations, specifications, materials and prices without notice. All square footages are approximate. Window location, porches, ceiling heights and room dimensions vary per elevation. The availability of certain options is subject to construction status and schedule. Optional features may be predetermined and included at additional cost on select homes. Renderings are artist's conception only.
Rev. 08/19

